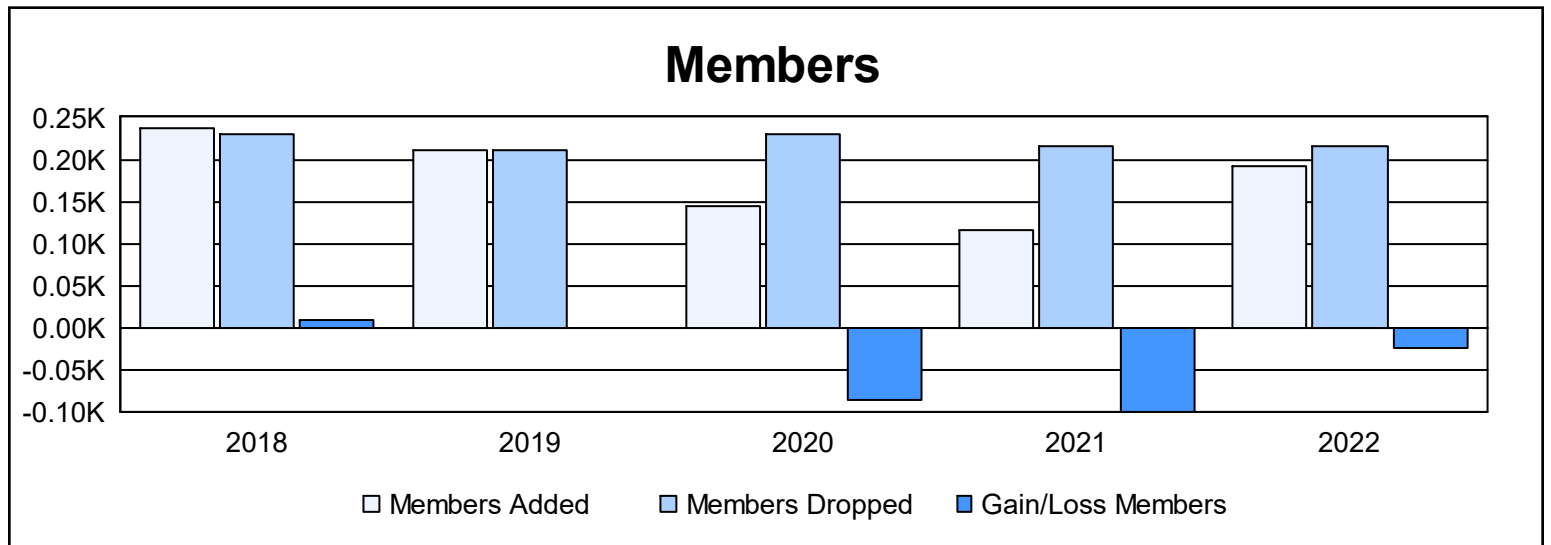
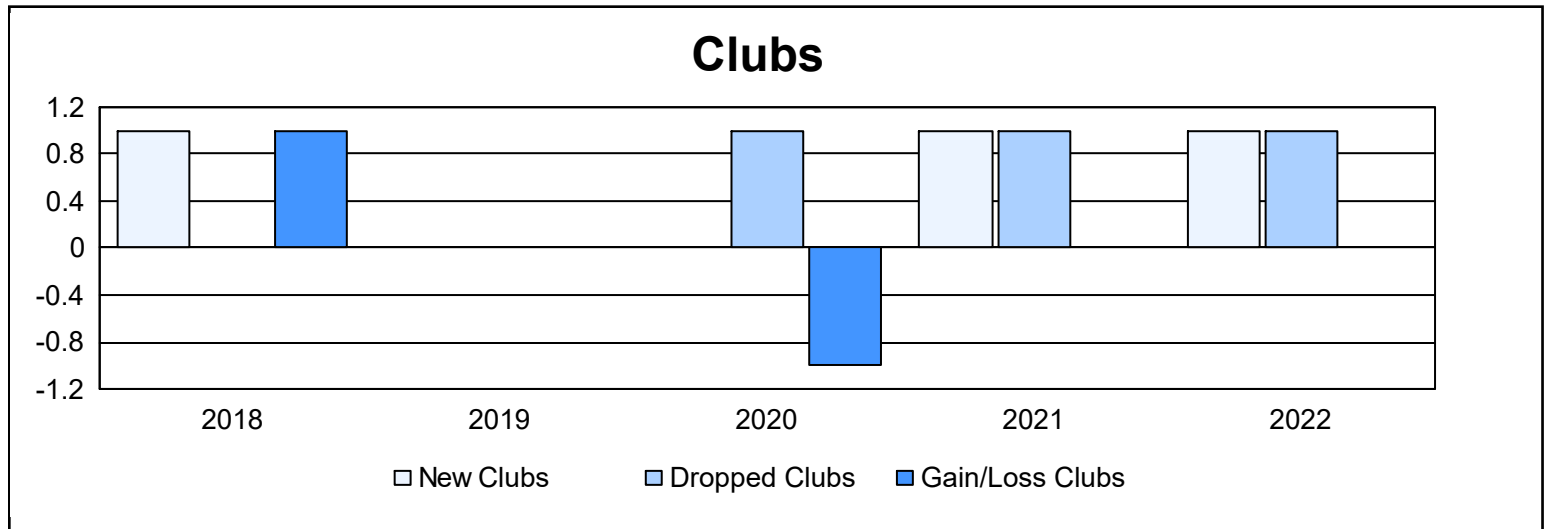
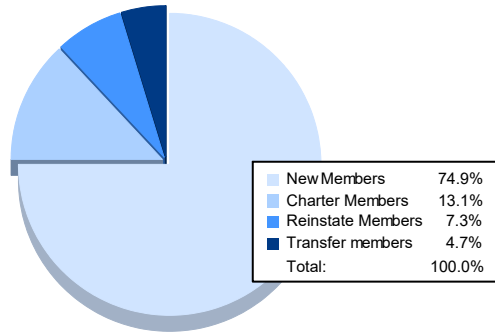


| Year           | New Clubs | Dropped Clubs | Gain/ Loss Clubs | New Members | Charter Members | Reinstate Members | Transfer Members | Total Member Added | Total Members Dropped | Gain/ Loss Members |
|----------------|-----------|---------------|------------------|-------------|-----------------|-------------------|------------------|--------------------|-----------------------|--------------------|
| 2017-2018      | 1         | 0             | 1                | 199         | 26              | 7                 | 6                | 238                | 229                   | 9                  |
| 2018-2019      | 0         | 0             | 0                | 186         | 3               | 5                 | 17               | 211                | 211                   | 0                  |
| 2019-2020      | 0         | 1             | -1               | 121         | 0               | 8                 | 15               | 144                | 230                   | -86                |
| 2020-2021      | 1         | 1             | 0                | 81          | 17              | 14                | 3                | 115                | 215                   | -100               |
| 2021-2022      | 1         | 1             | 0                | 143         | 25              | 14                | 9                | 191                | 216                   | -25                |
| <b>Average</b> | <b>1</b>  | <b>1</b>      | <b>0</b>         | <b>146</b>  | <b>14</b>       | <b>10</b>         | <b>10</b>        | <b>180</b>         | <b>220</b>            | <b>-40</b>         |



### Membership Composition June 2022 Cumulative



### Gender Composition June 2022 Cumulative

